

FIRST-TIME TRIP LEADER GUIDE TO PLANNING OVERNIGHT STUDENT TRAVEL




TABLE OF CONTENTS

1: You're Not Alone, This Is Normal

2: What You're Responsible For (and What You're Not)

3: Money and Payments, Explained Clearly

4: Safety, Supervision, and Support

5: Common First-Time Mistakes to Avoid


6: Why Many Educators Choose to Travel with Students

7: How to Choose the Right Student Travel Partner

8: What Happens When You're Ready to Move Forward

9: Questions First-Time Trip Leaders Often Ask


10: Questions Parents Commonly Ask Teachers



YOU'RE NOT ALONE, THIS IS NORMAL

Planning your first overnight student trip can feel like a lot. Many teachers step into this role unsure of where to start, what their responsibilities are, or how much time and energy the process will require. Concerns about student safety, handling money, meeting expectations, and communicating with parents are common, and they can make the idea of planning a trip feel intimidating.

This guide is designed to support teachers during the consideration and early planning stages of an overnight trip. It reflects the way most educators plan travel, with the help of a student travel partner, so teachers are not managing the process alone. Whether you are still deciding if an overnight trip is right for you or have just begun exploring next steps, this resource is here to provide clarity, reassurance, and a better understanding of what to expect.




WHAT YOU'RE RESPONSIBLE FOR (AND WHAT YOU'RE NOT)

One of the biggest sources of stress for first-time trip leaders is uncertainty around responsibility.

Understanding your role as a trip leader can make the entire planning process feel far more manageable. Many first-time leaders assume they are responsible for every detail, when in reality, much of the planning and logistics are typically supported when working with a student travel company. While details can vary by school, district, or travel partner, most overnight student trips follow a similar structure.

Your role is focused on leadership, communication, and guiding group preferences, not managing travel logistics on your own.




YOUR TYPICALLY RESPONSIBLE FOR:

- Choosing group preferences, such as travel dates, activities, and shows
- Securing school or district approval to run the trip (where applicable)
- Introducing the trip to students and families
- Communicating key information, deadlines, and expectations
- Sharing registration links and updates with families
- Reviewing and approving itinerary details
- Traveling with the group and enjoying yourself

YOUR TYPICALLY NOT RESPONSIBLE FOR:

- Building the itinerary from scratch or researching hotels, attractions, transportation, or restaurants
- Booking or negotiating with hotels, bus companies, theaters, museums, or restaurants
- Collecting money, processing payments, or tracking balances
- Managing refunds, cancellations, credits, or interpreting contracts
- Handling emergencies or unexpected situations alone during travel
- Serving as the expert on travel rules, safety standards, or industry best practices
- Answering parent questions on your own without backup




UNDERSTANDING PAYMENTS, WITHOUT MANAGING THEM

For many first-time trip leaders, concerns about collecting checks, chasing payments, or managing balances are what make the idea of planning a trip feel overwhelming. When planning an overnight trip with a student travel company, teachers should not handle money themselves. Families pay individually, and the travel partner manages pricing, payment processing, and tracking from start to finish.

Payments are typically spread out over multiple installments to make costs more manageable for families. Trip pricing is often based on group size, with larger groups benefiting from lower per-student costs. Refunds, cancellations, credits, and payment adjustments are also handled by the travel partner, not the teacher.

For first-time trip leaders, the most effective way to keep this process simple is choosing a travel partner that fully manages payments and registration. When teachers are removed from the role of collecting and tracking money, planning feels more organized, predictable, and far less stressful.




SAFETY, SUPERVISION, AND SUPPORT

Safety is one of the most common concerns for first-time trip leaders, and it is an important one. Leading an overnight trip does not mean you are responsible for managing safety on your own. The most effective way to keep a trip manageable and low stress is to plan with clear supervision structures and built-in support from the start.

When working with a student travel partner, trips are designed with safety as a top priority. A professional tour escort travels with the group and is available 24/7 to manage logistics and respond to issues as they arise, with additional high-level management support when needed. Travel planners can also arrange overnight security to monitor hallways and common areas. Comprehensive liability insurance policy is another layer of protection to support groups during the travel experience.

For first-time trip leaders, the key is choosing a structure where support is always present. When supervision roles are clear and safety systems are established ahead of time, trips feel more predictable and easier to manage, allowing teachers to focus on their students rather than worrying about logistics.



COMMON FIRST-TIME MISTAKES TO AVOID

- **Trying to plan an overnight trip without a travel partner**

Planning alone often means managing logistics, payments, and coordination yourself, which quickly becomes overwhelming. Working with a travel partner allows teachers to focus on students and leadership rather than operations.

- **Selecting a travel company that isn't the right fit**


Not all student travel companies operate the same way. Choose a partner that offers personalized support, clear communication, and hands-on guidance. Be skeptical of corporate-run organizations that are less flexible and appear more interested in their bottom line than your customer experience.

- **Trying to plan everything at once**

Overnight trips come together in stages. Your travel partner will understand the timeline of steps and guide you through the planning process without overwhelming you with all of the details upfront.

- **Feeling pressure to have every answer immediately**

It is okay to tell parents and administrators that details are still being finalized and that more information will follow.



COMMON FIRST-TIME MISTAKES TO AVOID

- **Taking on responsibilities that should be handled for you**


Many first-time leaders take on extra work around logistics or payments that are designed to be managed by the travel partner. When in doubt, you should assume your travel partner has it covered!

- **Waiting too long to start the conversation**

It's never too early to start planning. Booking your trip 8-10 months before departure typically allows your group to lock in the best prices with plenty of time for students and families to register. The sooner you get started, the more flexibility you'll have. Even early, informal discussions with administrators or colleagues can make the rest of the process feel easier.


- **Not leaning on support when questions come up**

Asking questions early and often helps prevent small concerns from becoming stressful headaches later.



WHY MANY EDUCATORS CHOOSE TO TRAVEL WITH STUDENTS

Despite the extra planning involved, many educators continue to lead overnight trips because of the impact they have on students and the school community. When trips are structured well and supported properly, the benefits often outweigh the effort.



- **Learning moves beyond the classroom**

Seeing history, government, arts, or culture firsthand helps students connect lessons to the real world in a way that classroom instruction alone cannot.

- **Students gain independence and confidence**

Overnight travel encourages responsibility, problem-solving, and personal growth in a supervised and supportive environment.

- **Relationships strengthen outside the classroom**

Spending time together in a different setting helps build trust and connection, which often carries back into the classroom.

- **Teachers become part of students' lasting memories**


For many students, the teachers who lead these trips are the ones they remember most. Shared experiences outside the classroom often leave a lasting impression that goes well beyond the school year.

- **Trips create meaningful, long-term impact**

Overnight trips are often remembered as highlights of a student's school experience, sometimes years later.

- **Some travel companies offer teacher benefits**

Depending on the partner, teachers may receive benefits such as complimentary travel, stipends, or other incentives, which can help recognize the time and effort involved in leading a trip.




HOW TO CHOOSE THE RIGHT TRAVEL PARTNER

Choosing the right travel partner is one of the most important decisions a first-time trip leader will make. The right partner can make the experience feel organized, supported, and manageable. The wrong one can add stress, confusion, and unnecessary work.

Not all student travel companies operate the same way. As you evaluate options, focusing on how a company supports teachers throughout the process can make a meaningful difference.

The best travel partners do more than arrange logistics. They act as your personal travel concierge, helping you feel confident at every step and making the experience as smooth and hassle-free as possible.



HOW TO CHOOSE THE RIGHT TRAVEL PARTNER

- **Look for a partner that fully manages payments and registration**

Teachers should never be responsible for collecting money, tracking balances, or handling refunds. A strong travel partner removes teachers entirely from the payment collection.

- **Prioritize personalized travel and support over scale**


Some large, corporate-run tour operators rely on standardized programs and call-center style customer service. For first-time trip leaders, working with a partner that offers consistent, personal communication and understands your group's specific needs can make planning far less overwhelming and more rewarding.

- **Consider affordability and how pricing is structured**

Every student should have the opportunity to travel. The right travel partner should offer transparent, thoughtful pricing that reflects real value for students and families. Corporate-run companies often charge higher prices tied to their larger overhead and commissioned salespeople.

- **Ask how support works before, during, and after the trip**

The right partner provides guidance throughout planning and real-time support during travel, including 24/7 access to a dedicated Tour Executive to answer questions when they arise.



HOW TO CHOOSE THE RIGHT TRAVEL PARTNER

- **Make sure safety and supervision are built into the structure**


Chaperone guidance, overnight hotel security, and on-tour support should be standard, not add-ons.

- **Look for a partner with deep local expertise in your travel destination**

Companies that are based in, or closely connected to, the city you're visiting often understand logistics, timing, neighborhoods, and student-friendly experiences far better than companies that offer dozens of destinations with a surface level knowledge of each. A partner that specializes your destination will help create a more authentic experience for your group.

- **Ensure transparency and flexibility**


Clear communication, straightforward expectations, and the ability to adjust plans as needed are especially important for first-time trip leaders.



WHAT HAPPENS WHEN YOU'RE READY TO MOVE FORWARD

Once you feel confident that an overnight trip is right for you, the next steps should feel simple and exploratory. Moving forward does not mean committing immediately or having every detail finalized.

The key thing to remember is that early steps are about gathering information and gaining clarity. You are not expected to have everything decided before starting the conversation.



WHAT HAPPENS WHEN YOU'RE READY TO MOVE FORWARD

- **Start with an initial conversation or request for information**

This typically involves sharing basic details such as destination interest, approximate travel dates, and estimated group size.

- **Review sample itineraries and pricing options**

A travel partner will usually provide ideas and cost ranges based on your goals, without requiring a commitment.

- **Make adjustments and ask questions**


This stage is about refining options, understanding what's included, and making sure the trip fits your students and school expectations.

- **Confirm school or district approval timelines**

Many teachers use early proposals to support approval conversations with administrators.

- **Decide when you're ready to officially move ahead**

There is usually a clear point where you choose to proceed, at which time registration, payments, and detailed planning begin.



QUESTIONS FIRST-TIME TRIP LEADERS OFTEN ASK

- **What if not enough students sign up?**


This is an important question to discuss with your travel partner early on. With the right partner, you should have the option to cancel the trip if there is not enough interest, and any families who have already registered and paid should receive a full refund. Not all travel companies offer this level of flexibility, which is why understanding cancellation policies before moving forward is an important part of choosing the right partner.

- **How far in advance do I need to start planning?**

Many teachers begin exploring options 8–12 months ahead, but the first step is often just gathering information. Starting early helps keep costs lower and timelines more flexible.

- **How much extra time will this take on top of teaching?**

While there is some coordination involved, much of the work is handled by your travel partner. Your role is focused on communication and leadership, not logistics.



QUESTIONS FIRST-TIME TRIP LEADERS OFTEN ASK

- **What if I've never led an overnight trip before?**


Many trip leaders are first-timers. Planning with the right support structure makes the process manageable, even without prior experience.

- **Do I have to know all the details before talking to parents?**

No, it is completely reasonable to introduce the idea of the trip first (dates and destination) and share the finer details later as they get confirmed. Some travel partners will even join your parent meetings virtually or in-person to introduce themselves and answer questions.

- **What happens if students drop out after signing up?**

Policies vary by company, which is why it's important to understand cancellation terms early. Your travel partner typically manages adjustments, credits, or refunds. Some travel partners also offer trip protection, which passengers can purchase for a nominal fee when they are registering for the trip.



QUESTIONS PARENTS COMMONLY ASK TEACHERS

- **Is this trip safe?**

With the right travel partner, trips are planned with supervision structures, chaperone involvement, and on-trip support in place. Teachers are not responsible for managing safety alone.

- **How are payments handled?**


Families typically pay individually through a secure online system managed by the travel partner. Teachers do not collect or handle money.

- **What if my child has medical needs or food allergies?**

Travel partners typically have their own established processes in place to collect information related to medical needs, food allergies, and other accommodations. In some cases, this information must be provided upfront as part of the registration process so these details can be shared with the appropriate parties ahead of travel.

- **Is this trip educational or just sightseeing?**

Overnight trips are designed to connect classroom learning to real-world experiences and often align with academic goals or curriculum themes.



**THIS GUIDE IS ONE
OF SEVERAL
RESOURCES CREATED
TO HELP TEACHERS
EXPLORE STUDENT
TRAVEL WITH CLARITY
AND CONFIDENCE.
LEARN MORE ABOUT
DESTINATIONS AND
PLANNING OPTIONS
AT**

WWW.JUNIORTOURS.COM